

February 2007

HENDERSON
GARAGE DOORS

HENDERSON



g60

SECTIONAL
GARAGE DOOR



The **g60** garage door is the result of three years of design work and over eighty years of experience. Homeowners, safety experts, security professionals and door installers have all been involved in creating a garage door with unbeatable features which gives you more value for your money.

The **g60** has **safety** for your family at the forefront. All moving parts are covered as the door opens and closes and the highest level of protection is given to you.

A garage can have a wide variety of uses. For this reason, we travelled to Sweden to design the **g60** in the Scandinavian climate - the result is a door with deep insulation for greater **warmth** and **strength**.

The **g60** does not 'kick out' as it opens and closes, making it ideal for homes with short driveways or which open onto a communal area and the **g60** can be installed in even the smallest garage, giving you **more space**.

The **g60** has true **simplicity** in its creation and with a choice of four doors and a range of finishes and options, there is a **design** to suit almost any home.

And, for your peace of mind, all **g60** garage doors are **guaranteed** for a period of ten years from the date of installation.

Whichever **g60** design you choose, you are making a choice which will grace your home for years to come.

g60 Safety

The **g60** is one of the safest garage doors ever made, surpassing existing European requirements and designed from the start to meet the next generation of CEN safety standards.



Created to be safe for all the family, the door has panel joints which are shaped to push wayward fingers away from danger as the door opens and closes.



Protective covers shield the moving parts of the door through the complete opening and closing cycle.

g60

Style



Shown in fully finished white
with no handle for remote control opening

g60 Warmth and strength

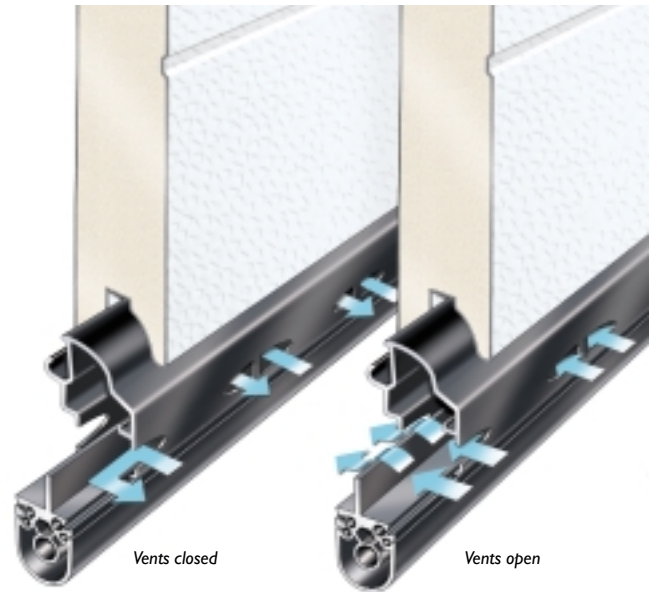
g60 doors have an insulation thickness of 42mm, up to 100% more than other doors in the same class. This gives a strong, stable door panel with enough insulation for a Scandinavian winter.



Consistent panel depth (rear face shown)



An in-built 'air gap' between the inside and outside skins gives a broken cold bridge. This provides improved insulation and prevents the build up of condensation in the door. All round weatherproofing completes the superb insulation.



A revolutionary ventilation system is built into the full width of the bottom rubber weatherseal. If you require air to circulate in your garage, the vents can be left open. If not, they can be closed.

g60 More Space

The g60 gives you more of the 'daylight opening' to your garage, making life easier for owners of MPV and 4 wheel drive vehicles and ideal for garages where the roof is low.



In addition, the door can be installed where there is restricted clearance on either side, making the g60 perfect for even the smallest garage and ideal for replacing an old up and over door.

g60 Simplicity

An important principle in designing the g60 was the drive to 'keep it simple'. The result is that the door has the minimum number of different fixing items and can be fitted with the minimum number of tools. Fewer tools and fewer different fixings means true simplicity of design.



g60 Guarantee

Every g60 door is covered by a 10 year Henderson guarantee from the date of installation for your peace of mind.



g60

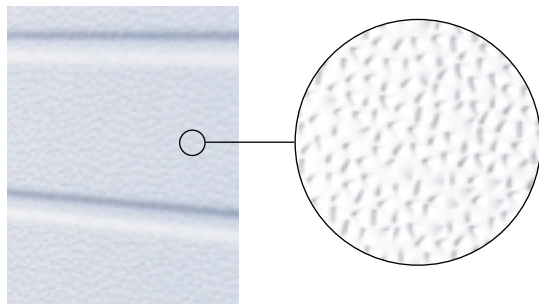
Ribbed



Shown in fully finished white
with handle for manual opening

g60 Design

We've given a breath of fresh air to garage door skin design. The **g60** has a unique new skin with small triangular patterns to catch the beauty of natural light.



If you have difficulty in gripping and turning handles, the **g60** can help. The handle works in the direction of the door movement - simply lift the handle up to open and pull the handle down to close.



The **g60** handle is also positioned in the middle of the door. This means that the door is opened and closed from the centre - the correct and easiest position, ensuring smooth opening and closing.

The **g60** is available in 4 stylish designs: Georgian, Ribbed, Style or Trend. There's a choice of either fully finished white or brown colours or, if you want your door supplied in a RAL colour of your choice, we can do that too. All you need to do is provide the RAL number and we'll factory paint your door in a 30% gloss finish to suit.



g60

Georgian




Shown in fully finished white
with handle for manual opening


g60 Options and Accessories

The g60 is available with a range of optional extras and accessories, from virtually any colour your imagination can create to a remote control system which will add a touch of luxury to your life.

Each of the 4 door styles is available in a choice of white or brown polyester paint finish. Alternatively we can factory paint your door to any RAL colour you choose. Your door will be supplied in a 30% gloss finish, ensuring a crisp colour without the 'glare' of a high gloss finish. Whichever finish you choose, your door will require no further painting and only an occasional wash with warm water is needed to keep it looking like new.



If you want to maximise the natural daylight in your garage, the g60 can be factory fitted with vision windows in the top panel section. Windows are available in four designs, with the choice of clear or milky glass.



The window surround is supplied in white if the door colour is white and in black if the door is any other colour.

Also available, for doors fixed between the brickwork opening, we have created the g60 frame pack. The pack includes two powder coat painted steel "L" section legs and fixings to install the door between the brickwork opening, providing a neat finish to your door.

For security way beyond the norm, the g60 can be fitted with a High Security anti-burglar kit. This kit adds even greater protection to the door to give you even greater peace of mind about the security of your property and possessions.



If you've ever had to leave the warmth of your car to open the garage door on a cold, wet or windy day, you can probably appreciate the luxury a remote control system could add to your life.

Order your g60 with a Henderson remote control system and this luxury will be yours. Simply press a button and drive into an illuminated garage before closing the door behind you - all from the warmth and safety of your car. We've created a unique g60 remote control package, including 2 handsets to make this luxury possible at a surprisingly low price.



When replacing your old garage door with a new g60, you can also update the side entrance door to the garage. The Georgian, Ribbed and Style designs have matching side doors, available in colours to match.

g60

Trend



Shown in fully finished brown
with no handle for remote control opening

g60 Sizing

The Henderson g60 sectional door can be fitted either to a good quality timber frame or direct to sound brickwork and can be fitted either within or behind the brickwork opening. If fitted within the brickwork opening, the door must be fitted to a timber frame.

When measuring the garage opening, always measure from more than one point as the brickwork may not be consistent. Always ensure there is sufficient internal clearance in the garage for the door to be installed and operate fully.





To fit a g60 door behind the brickwork opening

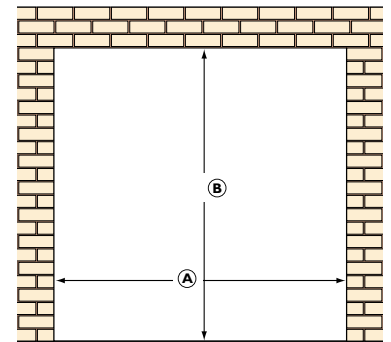
Measure the brickwork opening width (A) and height (B). Ensure you have adequate sideroom, headroom and clear space (depth) into the garage. The space required is determined by the operating gear chosen. See the table below for details.

To fit a g60 door to a timber frame within the brickwork opening

Measure the brickwork opening width (A) and height (B). Subtract the required side and headroom (as shown below) and install a timber frame to suit.

SIDEROOM/HEADROOM REQUIRED & DEPTH OF TRAVEL INTO GARAGE

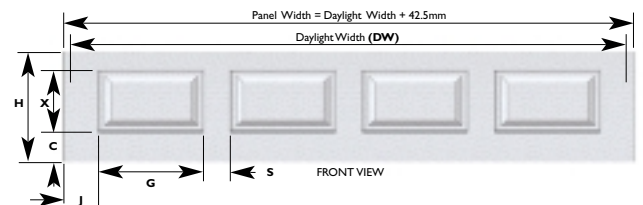
OPERATING GEAR	SIDEROOM (mm)	HEADROOM (mm)		DEPTH INTO GARAGE (mm)	
		MANUAL	AUTOMATIC	MANUAL*	AUTOMATIC
Tension 	80	150	150	opening height (B) + 700mm	B ≤ 2250 = 3350 B ≥ 2375 = 4450
Tension (low headroom) 	120	100	120	opening height (B) + 750mm	B ≤ 2250 = 3350 B ≥ 2375 = 4450
Torsion front 	80	200	200	opening height (B) + 700mm	B ≤ 2250 = 3350 B ≥ 2375 = 4450
Torsion rear (low headroom) 	80	100	120	opening height (B) + 800mm	B ≤ 2250 = 3350 B ≥ 2375 = 4450



* when opening height is 1900mm, add on an extra 100mm

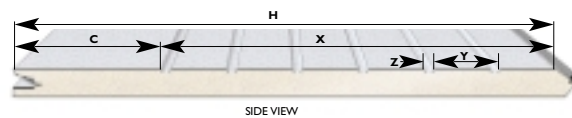
GEORGIAN DOOR - PANEL DETAILS

(H) PANEL HEIGHT	(DW) DAYLIGHT WIDTH mm	NUMBER OF EMBOSES	(J) END SPACING	(S) LAND SPACING	(X) EMBOSS HEIGHT	(G) EMBOSS WIDTH	(C) BOTTOM SPACING
See number of panels by door height	1800-2399	3	Min 71mm Max 231mm	Min 100mm Max 200mm	310mm	500mm	Min 91mm Max 151mm
	2400-3099	4					
	3100-3649	5					
	3650-4249	6					
	4250-5000	7					



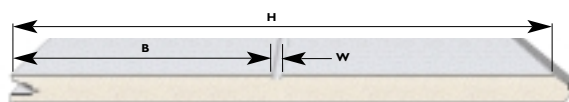
RIBBED DOOR - PANEL DETAILS

(H) PANEL HEIGHT	NUMBER OF RIBS	(X) RIBBED AREA	(Y) SPACE BETWEEN RIBS	(Z) RIB WIDTH	(C) BOTTOM SPACING
See number of panels by door height	6	300mm	58mm	9mm	Min 113mm Max 146mm



TREND DOOR - PANEL DETAILS

(H) PANEL HEIGHT	NUMBER OF RIBS	(W) RIB WIDTH	(B) BOTTOM SPACING
See number of panels by door height	1	9mm	Min 216mm Max 259mm

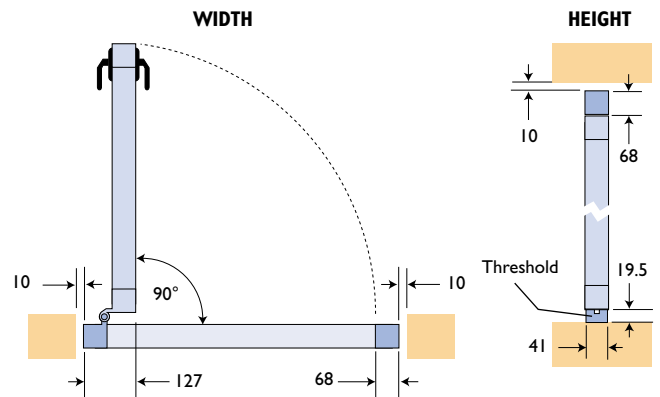
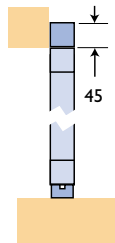
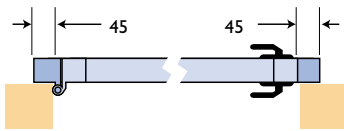


NUMBER OF PANELS BY DOOR HEIGHT		
DOOR HEIGHT (mm)	NUMBER OF PANELS	PANEL HEIGHT (mm)
3000	6	483
2800	5	545
2650	5	514
2500	5	483
2375	5	458
2250	4	545
2125	4	514
2000	4	483
1900	4	458

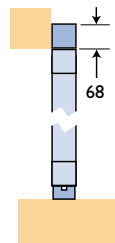
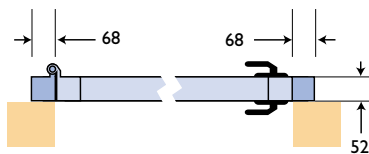
g60 Side entrance doors

DOOR CODE	ORDER SIZE (mm) WIDTH x HEIGHT	OUTSIDE FRAME SIZE (mm) WIDTH x HEIGHT	PASS THROUGH OPENING (mm) WIDTH x HEIGHT	BRICKWORK OPENING SIZE (mm) IF FITTED BEHIND THE OPENING - WIDTH x HEIGHT				BRICKWORK OPENING SIZE (mm) IF FITTED WITHIN THE OPENING
				INWARD OPENING DOOR		OUTWARD OPENING DOOR		
				MINIMUM	MAXIMUM	MINIMUM	MAXIMUM	
T2	1000 x 2000	1136 x 2068	941 x 1980	1000 x 2000 - 1090 x 2045		1046 x 2023 - 1126 x 2063		1156 x 2078
T3	875 X 2125	1011 X 2193	816 x 2105	875 x 2125 - 988 x 2170		921 x 2148 - 1006 x 2188		1031 x 2203
T4	875 x 2000	1011 x 2068	816 x 1980	875 x 2000 - 988 x 2045		921 x 2023 - 1006 x 2063		1031 x 2078
T5	1000 x 2125	1136 x 2193	941 x 2105	1000 x 2125 - 1090 x 2170		1046 x 2148 - 1126 x 2188		1156 x 2203

FITMENT BEHIND THE OPENING: OUTWARD OPENING DOOR



FITMENT BEHIND THE OPENING: INWARD OPENING DOOR



PASS THROUGH OPENING

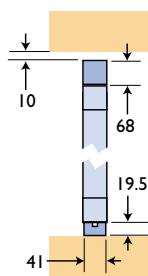
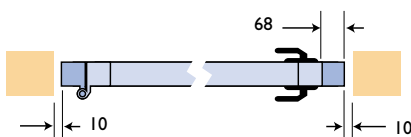
WIDTH = OUTER FRAME SIZE - 195mm (127mm + 68mm)

HEIGHT = OUTER FRAME SIZE - 88mm (68mm + 19.5mm)

FRAME CLEARANCE RECOMMENDED (FITTED WITHIN THE BRICKWORK OPENING)

WIDTH 20mm - HEIGHT 10mm

FITMENT WITHIN THE OPENING:



SIDE ENTRANCE DOOR SPECIFICATION

STYLES AVAILABLE

Georgian, Ribbed and Style in 42mm profile

FINISHES AVAILABLE

Two standard colours: White RAL 9016 and Brown RAL 8014 (brown chargeable) or in special paint according to RAL and NCS colour systems.

HANDLE

All doors are supplied with a black aluminium handle and eurocylinder lock as standard

OPENING/HANDING

Doors can be supplied for opening to the left or to the right and to the inside or outside. Please state handing as viewed from the outside.

- Inward opening door, handle on the left (hinges on the right) = left handed
- Outward opening door, handle on the left (hinges on the right) = right handed

PRODUCT GUARANTEE INFORMATION

1. GARAGE DOORS AND REMOTE CONTROL SYSTEMS

g60 garage doors are warranted for a period of ten years from the date of installation (see General Conditions 2) against defective manufacture for both materials and workmanship, subject to the General Conditions stated below. Remote controls are warranted for two years. In the event that warranty service is required, you should immediately contact the retailer from whom the product was purchased.

GENERAL CONDITIONS

1. The product must be used solely for the purpose for which it was designed and must not be modified in any way without prior written permission.
2. All claims under this guarantee must be made as soon as possible through the retailer or supplier from whom the goods were purchased and must be accompanied by an invoice or other recognised commercial document showing the date at which the guarantee commenced. The date of installation will normally be taken as the date of purchase except where a door is part of a newly built property where the guarantee will commence from the date of first occupation provided the delay between installation and occupation is of a reasonable duration.
3. All Henderson garage doors and associated products must have been installed maintained and serviced in accordance with the user care and maintenance instructions and installation instructions provided. In particular, all pivot points, bearings, springs and rollers (not tracks) on doors should be oiled regularly and at least every six months. In addition all doors should have their surfaces maintained and/or cleaned in accordance with these instructions at regular intervals and must have adequate air circulation and drainage to allow rainwater to clear.
4. During the period of this guarantee the product must be subject to regular inspection for general

wear and tear as well as correct operation by a competent person such as a trained garage door installer. Please note that repairs made by a non-competent person will invalidate this warranty.

5. Subject to these conditions Henderson will repair or replace the product or components at its discretion. Any replaced product or component will become the property of P C Henderson Ltd.
6. The maximum liability under this warranty shall be the purchase price, including Value Added Tax, prevailing when the product was purchased. It does not cover consequential damage, nor does it cover damage arising from incorrect handling, storage, installation or use, and impact or mechanical damage caused on or after delivery.
7. Corrosion, discolouration and other effects arising from elements within the building or from abnormal pollution or contact with bird droppings or aggressive fumes, chemicals or other such like environments are also excluded. The guarantee under this warranty does not cover wear and tear on either the product or its component parts.
8. It is a fundamental condition of this guarantee that the product has been installed, maintained and serviced correctly and is used solely for the purpose for which it was designed. Incorrect installation, maintenance and service will invalidate this warranty, as will the use of spares not supplied by Henderson. The 'caring for your garage door' instructions are supplied with the door.
9. Any claim made under this guarantee relating to a garage door must be accompanied by the information shown on the information label that is normally attached to the door. This information will be needed when making a claim.
10. Henderson products are sold subject to its Standard Terms and Conditions of Sale. This guarantee shall only apply to goods sold against these Conditions and after 1st May 2002.

All guarantees only apply to products, components and parts supplied by this company.

CARING FOR YOUR **g60** GARAGE DOOR

OPERATING (LIFTING) GEAR

Pivot points, bearings, springs and rollers should be oiled regularly (at least every 6 months). Any tracks (along which rollers or guides run) should not be oiled. Every 12 months, clean the rubber seals and lightly coat with 'Vaseline' or a similar product.

Check the condition of the door operating gear regularly, with particular attention to the condition of the springs and any cables.

The spring tension may need to be adjusted as part of routine maintenance. We strongly recommend that a trained installer carries out this adjustment.

Fully Factory Finished doors should require no further painting. To help preserve the appearance of the door periodically wash with warm water.

TECHNICAL INFORMATION

THE **g60** DOOR IS CONSTRUCTED TO FULFILL THE FOLLOWING REQUIREMENTS

Resistance to Wind Load:	EN 12426 Class 2		
Operating Temperature Range:	-30°C to +65°C		
Thermal Transmittance:	U Value	U Value (with windows)	Installed Door (width x height x panel thickness)
	1,00 W/m ² °C	1,10 W/m ² °C	5000 x 2125 x 42mm
Resistance to Water Penetration:	Without handle	With handle	
	EN 12425 Class 3	EN 12425 Class 0	
Air Permeability:	Georgian	Ellipse	Ribbed
	EN 12426 Class 2	EN 12426 Class 2	EN 12426 Class 1
Minimum No. of door openings tested:	20,000		

U.K. Customer Services Department

Consumer enquiries: 0871 226 8335 - Trade enquiries: 0191 3777 333 - Facsimile: 0191 377 2972

P C Henderson Ltd

Durham Road, Bowburn, County Durham, DH6 5NG, England
www.pchenderson.com
sales@pchenderson.com

P C Henderson (Ireland) Ltd

West Link Industrial Estate, Kylemore Road, Dublin 10, Eire
Telephone: 01626 0444 Facsimile: 01626 0455
www.pchenderson.ie sales@pchenderson.ie



INVESTOR IN PEOPLE

HENDERSON

A company in the Cardo Group